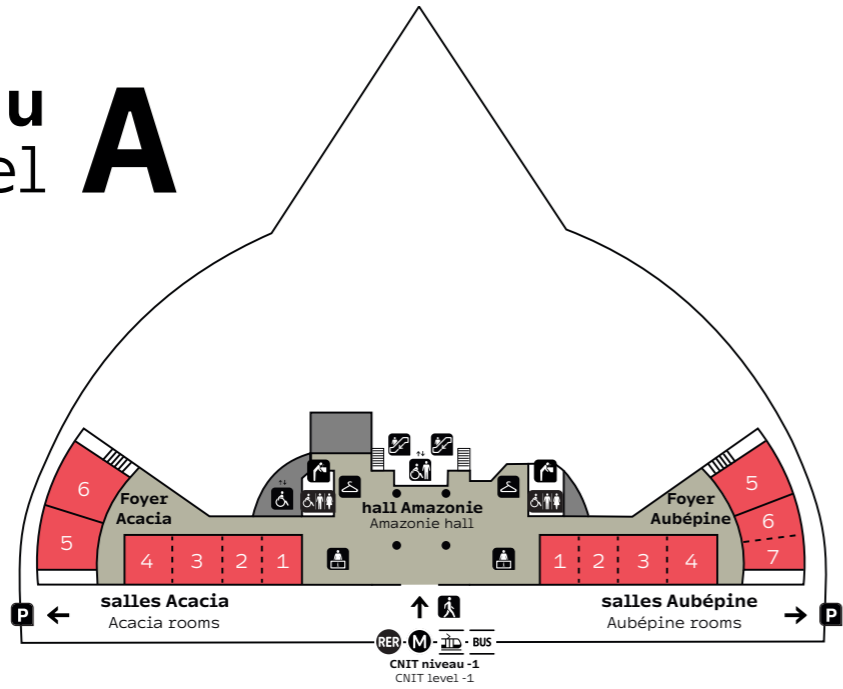


niveau level A



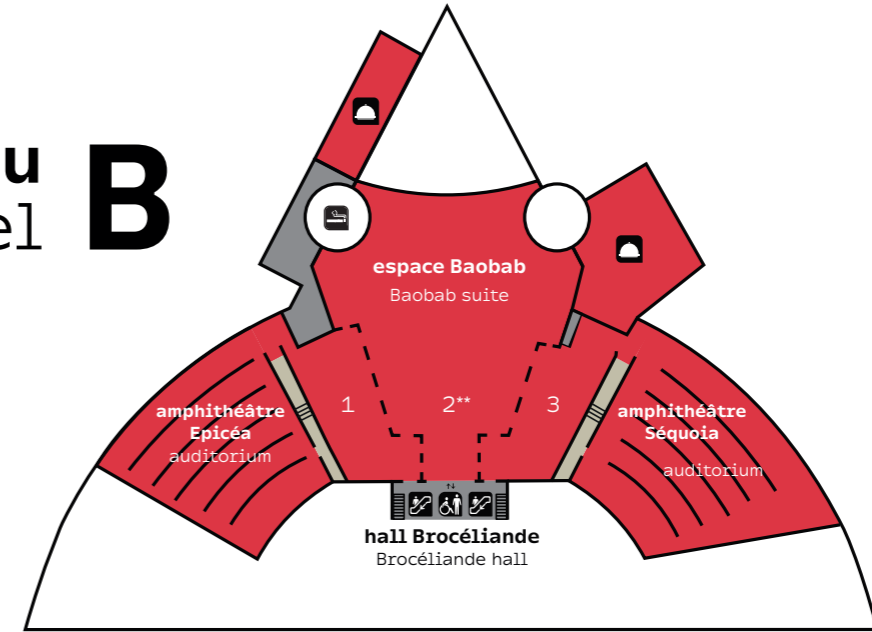
SALLES DE CONFÉRENCE CONFERENCE ROOMS	SURFACES AREA	THÉÂTRE THEATRE
CHAISES + EMPLACEMENTS PMR SEATS + WHEELCHAIR SPACES		
ACACIA		
Acacia 1	62 m ²	54 + 3
Acacia 2	63 m ²	55 + 3
Acacia 3	72 m ²	55 + 3
Acacia 4	72 m ²	65 + 3
Acacia 5	110 m ²	107 + 4
Acacia 6	97 m ²	72 + 3
Acacia 1+2	125 m ²	111 + 4
Acacia 2+3	135 m ²	115 + 4
Acacia 3+4	144 m ²	122 + 4
Acacia 1+2+3	197 m ²	185 + 5
Acacia 2+3+4	207 m ²	190 + 5
Acacia 1+2+3+4	270 m ²	247 + 7

SALLES DE CONFÉRENCE CONFERENCE ROOMS	SURFACES AREA	THÉÂTRE THEATRE
CHAISES + EMPLACEMENTS PMR SEATS + WHEELCHAIR SPACES		
AUBÉPINE		
Aubépine 1	63 m ²	56 + 3
Aubépine 2	61 m ²	56 + 3
Aubépine 3	83 m ²	61 + 3
Aubépine 4	82 m ²	68 + 3
Aubépine 5	119 m ²	113 + 4
Aubépine 6	79 m ²	65 + 3
Aubépine 7	79 m ²	70 + 3
Aubépine 1+2	124 m ²	110 + 4
Aubépine 2+3	144 m ²	128 + 4
Aubépine 3+4	165 m ²	144 + 4
Aubépine 6+7	158 m ²	128 + 4
Aubépine 1+2+3	208 m ²	193 + 5
Aubépine 2+3+4	226 m ²	217 + 6
Aubépine 1+2+3+4	290 m ²	270 + 7

AUTRES ESPACES OTHER SPACES	SURFACES AREA	THÉÂTRE THEATRE
Accueil Acacia	143 m ²	-
Foyer Acacia	178 m ²	-

AUTRES ESPACES OTHER SPACES	SURFACES AREA	THÉÂTRE THEATRE
Accueil Aubépine	153 m ²	-
Foyer Aubépine	275 m ²	-

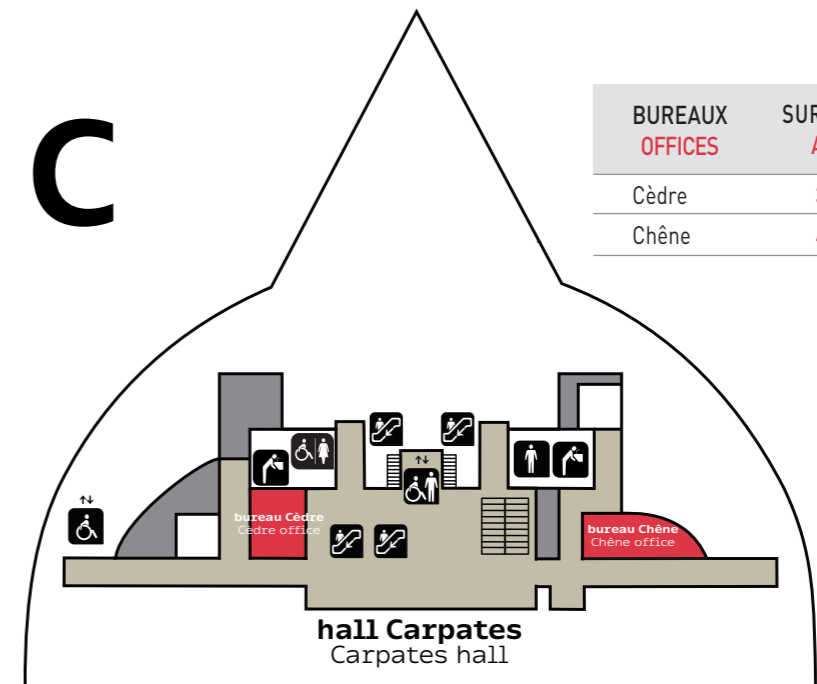
niveau level B



ESPACES POLYVALENTS MULTIPURPOSE SPACES	SURFACES AREA	THÉÂTRE THEATRE	COCKTAIL RECEPTION
CHAISES + EMPLACEMENTS PMR SEATS + WHEELCHAIR SPACES			
Baobab 1	527 m ²	425 + 10	440
Baobab 2	1 754 m ²	-	1 450
Baobab 3	553 m ²	375 + 9	380
Baobab 1+2 *	2 282 m ²	-	1 900
Baobab 2+3 *	2 307 m ²	-	1 800
Baobab 1+2+3 *	2 835 m ²	-	2 040

AMPHITHÉÂTRES AUDITORIUMS	SURFACES AREA	THÉÂTRE THEATRE	DÉTAILS DETAILS
FAUTEUILS + EMPLACEMENTS PMR SEATS + WHEELCHAIR SPACES			
Epicéa	-	726 + 16	-
Séquoia	-	1 192 + 20	1 153 fauteuils - 1,153 seats 39 strapontins - 39 folding seats 20 PMR - 20 PRM

niveau level C

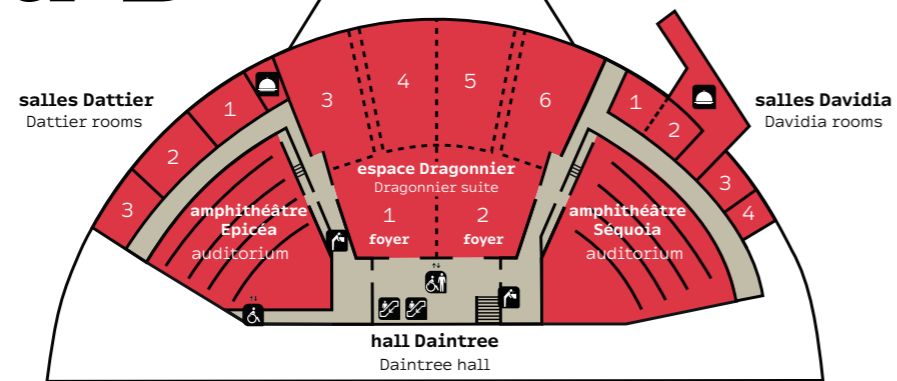


BUREAUX OFFICES	SURFACES AREA	RÉUNION BOARDROOM
Cèdre	39 m ²	8
Chêne	47 m ²	16

services

- accès piéton
pedestrian access
- accueil
reception
- ascenseur
lift
- ascenseur PMR
disabled lift
- escalators
escalators
- espace fumeur
smoking space
- cloisons amovibles
moveable partitions
- fontaine à eau
water dispenser
- office traiteur
caterers' area
- toilettes
toilets
- vestiaire
cloakroom
- parking
car park
- transports
public transport
- lumière du jour
natural lighting

niveau D level D



ESPACES POLYVALENTS MULTIPURPOSE SPACES	SURFACES AREA	THÉÂTRE THEATRE	COCKTAIL RECEPTION
		CHAISES + EMPLACEMENTS PMR SEATS + WHEELCHAIR SPACES	

Dragonnier 1	1 071 m ²	-	945
Dragonnier 2	1 062 m ²	-	935
Dragonnier 1+2	2 133 m ²	-	1 920
Foyer Dragonnier 1	491 m ²	-	450
Foyer Dragonnier 2	505 m ²	-	450
Foyer Dragonnier 1+2	996 m ²	-	900

SALLES DE CONFÉRENCE CONFERENCE ROOMS	SURFACES AREA	CHAISES + EMPLACEMENTS PMR SEATS + WHEELCHAIR SPACES	COCKTAIL RECEPTION
--	------------------	---	-----------------------

Dattier 1	84 m ²	76 + 3	-
Dattier 2	95 m ²	89 + 3	-
Dattier 3	90 m ²	81 + 3	-
Dragonnier 3	320 m ²	284 + 7	280
Dragonnier 4	260 m ²	224 + 6	230
Dragonnier 5	262 m ²	224 + 6	230
Dragonnier 6	295 m ²	275 + 7	265
Dragonnier 4+5	522 m ²	489 + 11	540

SALLES DE RÉUNION MEETING ROOMS	SURFACES AREA	CHAISES + EMPLACEMENTS PMR SEATS + WHEELCHAIR SPACES	COCKTAIL RECEPTION
------------------------------------	------------------	---	-----------------------

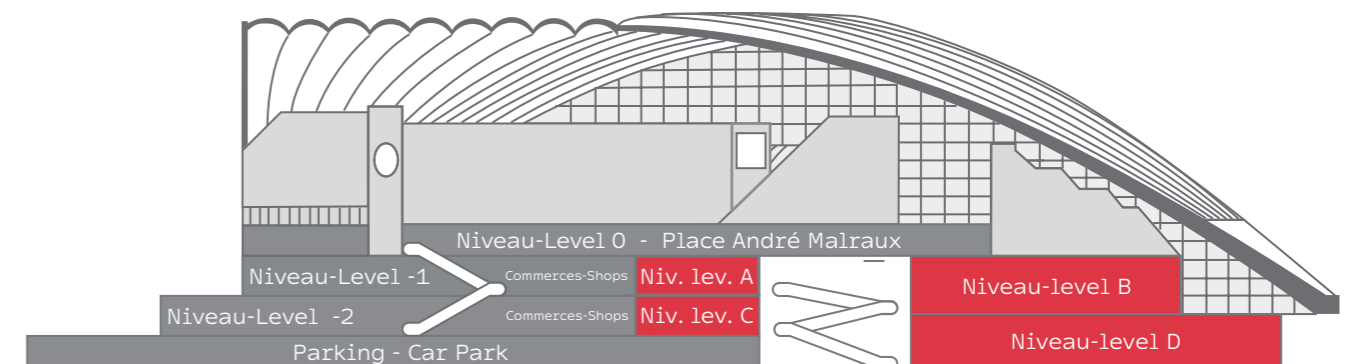
Davidia 1	52 m ²	45 + 2	-
Davidia 2	52 m ²	45 + 2	-
Davidia 3	50 m ²	45 + 2	-
Davidia 4	34 m ²	27 + 2	-
Davidia 1+2	104 m ²	72 + 3	-

AMPHITHÉÂTRES AUDITORIUMS	SURFACES AREA	THÉÂTRE THEATRE	DÉTAILS DETAILS
		FAUTEUILS + EMPLACEMENTS PMR SEATS + WHEELCHAIR SPACES	

Epicéa	-	726 + 16	-
Séquoia	-	1192 + 20	1 153 fauteuils - 1,153 seats 39 strapontins - 39 folding seats 20 PMR - 20 PRM

CNIT FOREST

un site  VIPARIS



L'effectif total est limité à 10 400 personnes dans son ensemble (public et personnel d'exploitation compris).
The total capacity is limited to 10,400 people overall (public and staff included)